

One Time

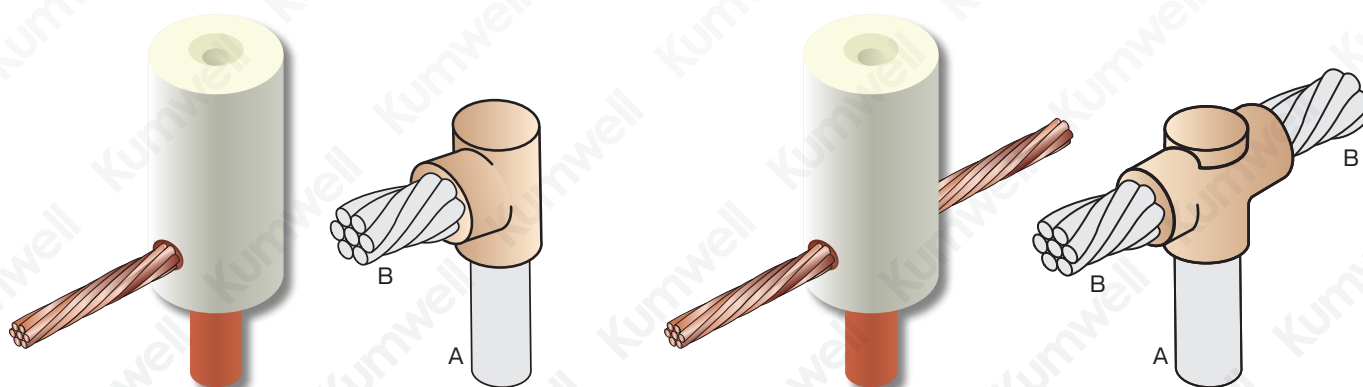
One Time System

Solution for simplicity and savings



"One Time kit" is a connection of exothermic welding process for grounding and lightning protection system that can be used only one exothermic welding joint. 1-set of "One Time kit" consists of a white ceramic cylindrical shape mould with "slip" (to hold the wires to avoid splitting during the exothermic welding process), weld metal powder, steel disk.

This exothermic welding single use "One Time kit" is friendly use and safety providing because the kit offers less equipment, ready-to-use, easily and safely for installation with reasonable price. Moreover, the welding powder of the product kit excludes any toxic or poison substances, users can ensure that the kit is harmless for the body and health. Our "One Time kit" therefore provides the best solutions of grounding and lightning protection system.

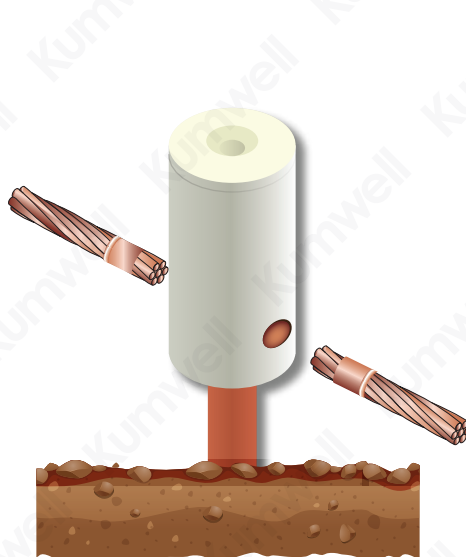


Instruction

One Time System



1. Prepare and clean the surface of the conductor and rod by cable clean brush then remove the moisture from mould and conductor by butane torch until the moisture is gone.



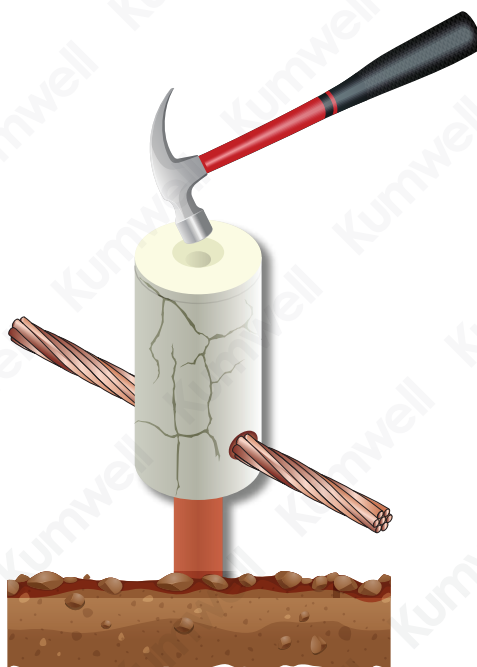
2. Wear the slip into the cable or ground rod then put it into the ceramic hole by keeping the connection point to the center of the ceramic cup.




3. put the steel disk at the center of the ceramic cup then pour recommended size of weld metal powder into the ceramic cup.



4. Closed the mould cover then squeeze the bottom of the tube to pour a starting powder around the mould cover, after that ignite with flint gun.



5. Wait for the reaction 30-60 seconds until finish then break the ceramic cup.

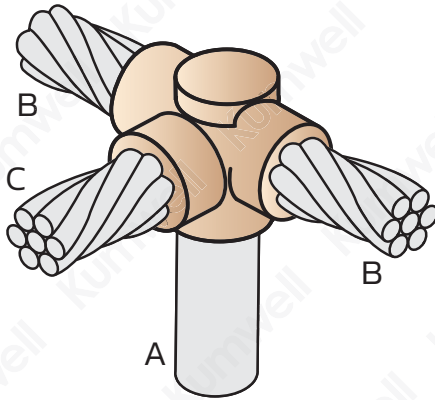


6. Complete connection.

CR3

Cable to Ground Rod

One time unit three way cable to ground rod



Equipment



Necessary Tools



Recommended Tools

- Butane torch
- Butane gas
- Gloves

Rod Size		Conductor Size		Code		
A(mm)	A(inch)	B(mm ²)	C(mm ²)			
14.2	5/8	6	6	CR350-6		
		10	10	CR350-10		
		16	16	CR350-16		
		25	25	CR350-25		
		35	35	CR350-35		
		50	50	CR350-50		
		50	16	CR350-50/16		
		50	35	CR350-50/35		
		95	95	CR350-95		
		95	95	CR395-95		
		16	70	CR395-16/70		
		50	25	CR395-50/25		
		50	70	CR395-50/70		
		50	95	CR395-50/95		
		70	70	CR395-70		
		70	10	CR395-70/10		
		70	16	CR395-70/16		
		70	25	CR395-70/25		
		70	35	CR395-70/35		
		70	50	CR395-70/50		
		70	95	CR395-70/95		
		95	95	CR395-95/16		
		95	50	CR395-95/50		
		95	70	CR395-95/70		
		120	120	CR3150-120		
		120	16	CR3150-120/16		
		120	35	CR3150-120/35		
		120	70	CR3150-120/70		
		150	150	CR3150-150		
		70	120	CR3150-70/120		
		70	240	CR3300-70/240		
		95	300	CR3300-95/300		
		185	185	CR3300-185		
		185	95	CR3300-185/95		
		240	240	CR3300-240		
		240	95	CR3300-240/95		
		300	300	CR3300-300		
		17.2	3/4	10	10	CR350-10-3/4
				16	16	CR350-16-3/4
				25	25	CR350-25-3/4
35	35			CR350-35-3/4		
50	50			CR350-50-3/4		
70	25			CR395-70/25-3/4		
70	35			CR395-70/35-3/4		
70	50			CR395-70/50-3/4		
70	95			CR395-70/95-3/4		
70	70			CR395-70-3/4		
95	16			CR395-95/16-3/4		
95	50			CR395-95/50-3/4		
95	70			CR395-95/70-3/4		
95	95			CR395-95-3/4		
120	120			CR3150-120-3/4		
150	150			CR3150-150-3/4		
185	185			CR3300-185-3/4		
240	240			CR3300-240-3/4		
300	300	CR3300-300-3/4				

Note: Special requirement can be requested.